



THE UNIVERSITY OF
CHICAGO

SCHOOL OF SOCIAL SERVICE ADMINISTRATION

DEFINING PROBLEMS. SHAPING SOLUTIONS.

How is it Going at Home? Homelessness, Housing, and Housing Supports

Dominique Mikell

Chapin Hall at the University of Chicago

Policy research that benefits children, families, and their communities

Where Are Youth Living?

Youth In-Care ($n = 477$)

	<i>n</i>	%
SILP	142	31.4
THP+FC	114	19.2
Home of a relative	93	22.6
Foster home with an unrelated foster parent	61	13.2
Home of a nonrelated family member	41	8.7
Other	16	2.6
Hospital, treatment or rehab facility	2	0.6
Group care	8	1.6

Where Are Youth Living?

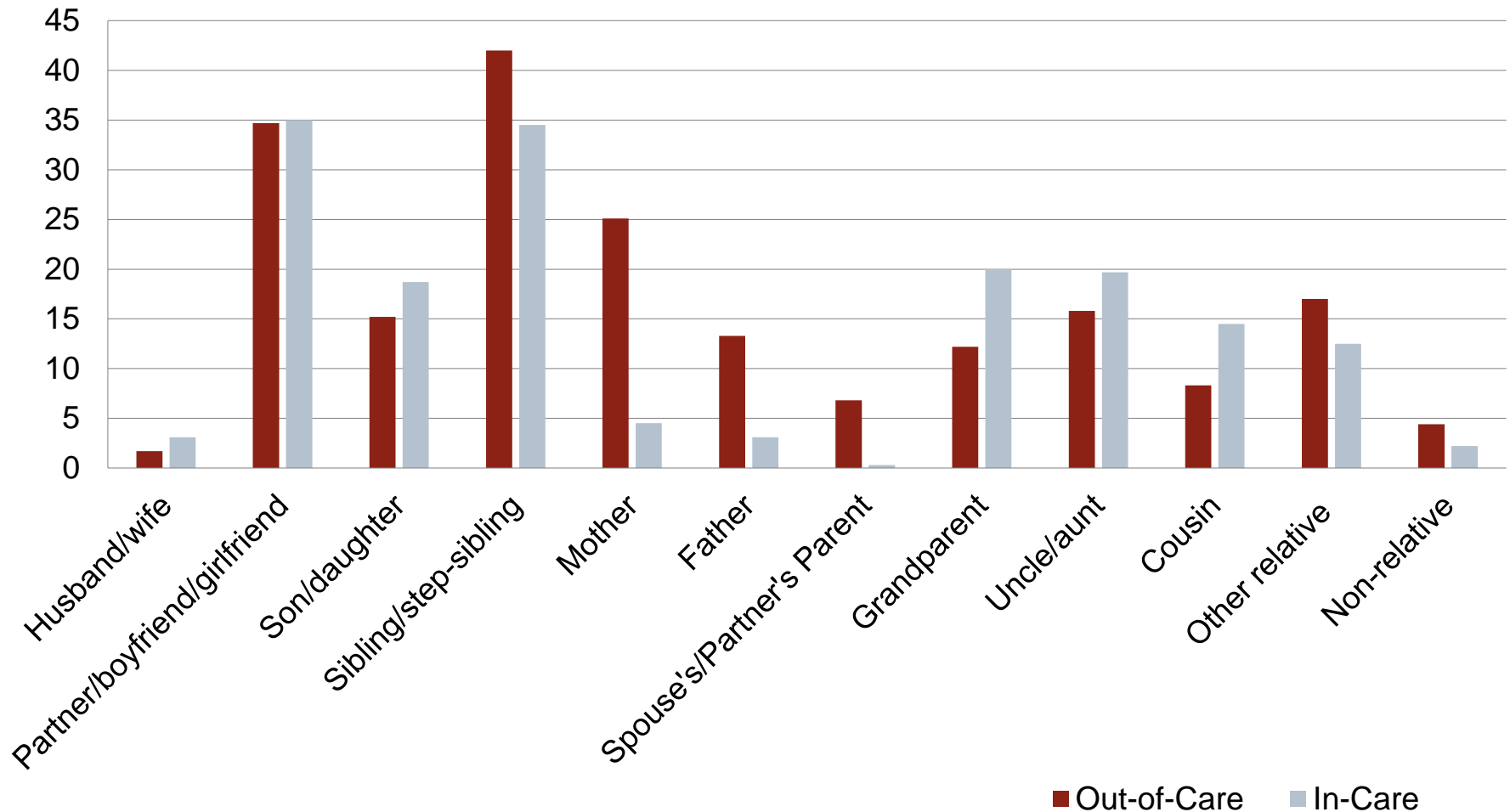
Youth Out-of-Care ($n = 134$)

	n	%
In home of another relative(s)	24	22.8
Own place (apartment, house, etc.)	27	19.5
In home of birth parent(s)	22	15.7
In home of spouse/partner	19	12.5
In home of friend(s)	7	4.5
Homeless	6	4.3
Own room in a motel, hotel or SRO	3	2.6
Jail or other correctional facility	4	1.9
In home of former foster parent(s)	3	1.2
Group home or treatment center	1	0.5
Dormitory	1	0.5
Hospital, treatment or rehab facility	1	0.3
Other	16	13.9

Who Are Youth Living With? ($n = 320$)

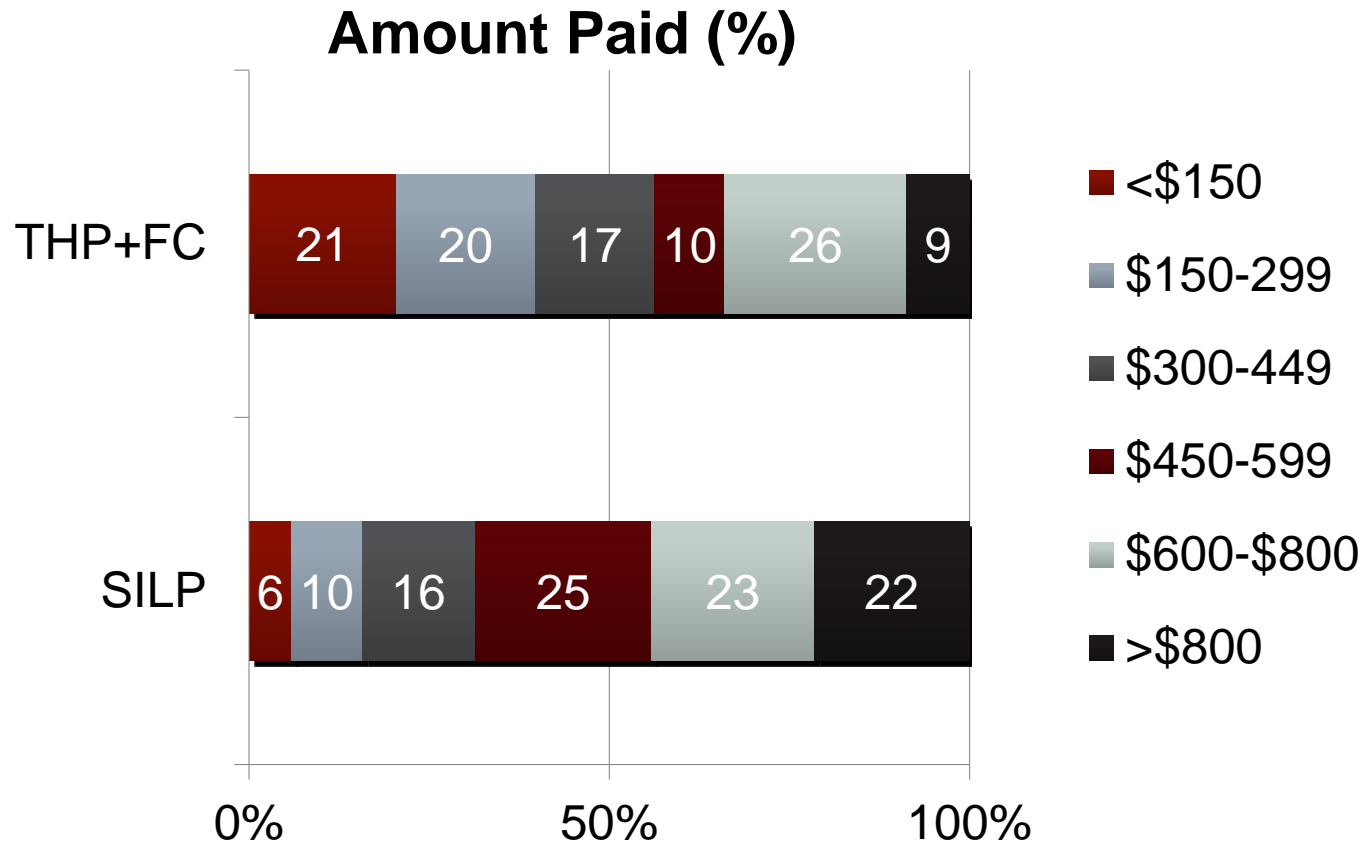
- Only about 10% of youth reported living alone
- About 60% of youth lived with a relative, spouse, or significant other

Relationships to Relative, Spouse/Sig. Other Youth is Living With (%)



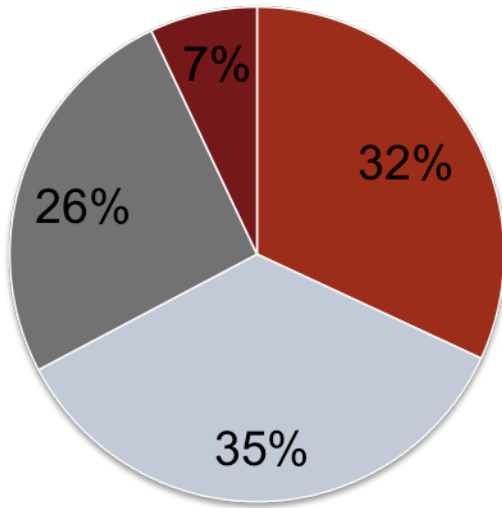
How Are Youth in SILP's and THP+FC Faring Financially?

- Most youth reported paying less than \$600 a month in rent however, differences between youth in THP+FC and SILP were present

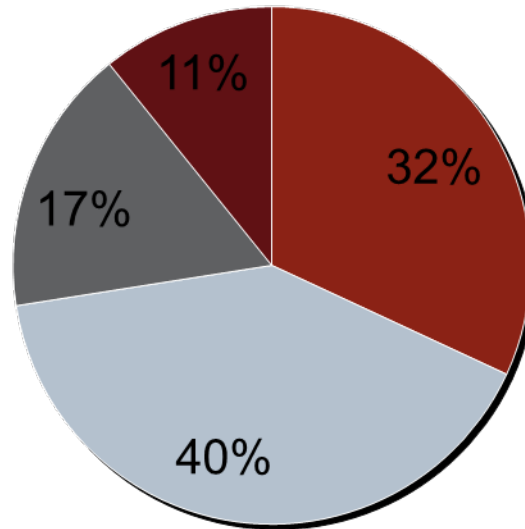


How Prepared Do Youth Feel To Live On Their Own?

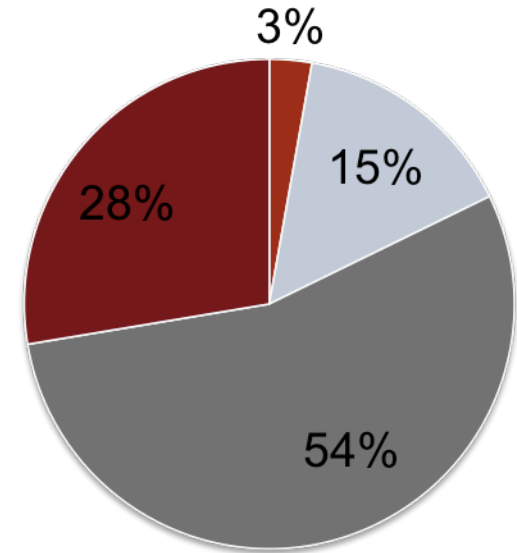
Preparedness



Receipt of Services



Satisfaction with Preparation



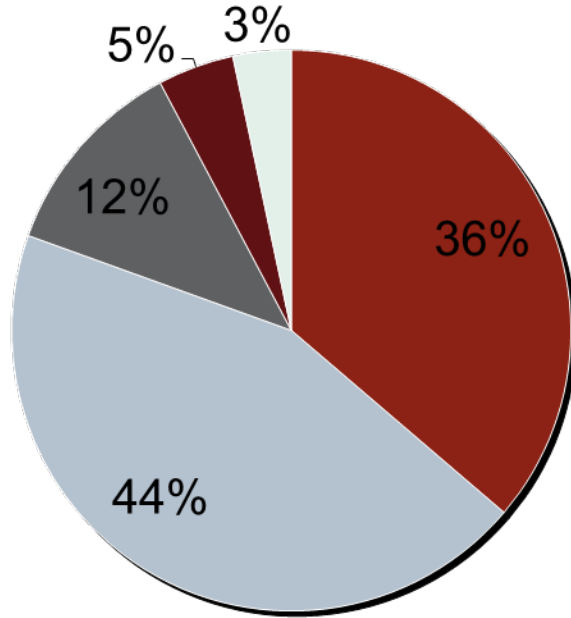
- Very Prepared
- Prepared
- Somewhat Prepared
- Not Prepared

- A lot
- Some
- A little
- None

- Very Dissatisfied
- Dissatisfied
- Satisfied
- Very Satisfied

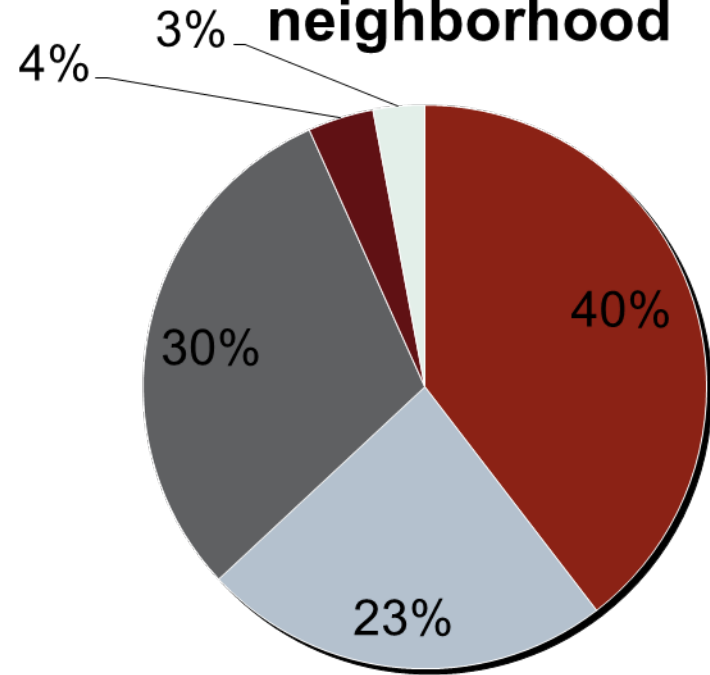
How Satisfied Are Youth In Their Living Situations?

Satisfaction with living situation (In-care)



- Very satisfied
- Satisfied
- Neither satisfied nor dissatisfied
- Dissatisfied

Happiness with neighborhood

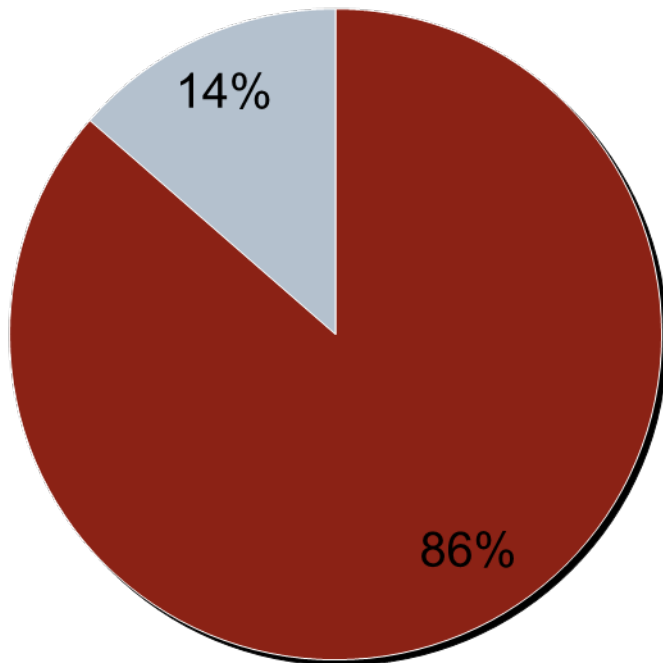


- Very Happy
- Somewhat happy
- Neutral
- Somewhat unhappy
- Not at all happy

- Nearly nine-in-ten youth indicated that they felt safe in their neighborhood

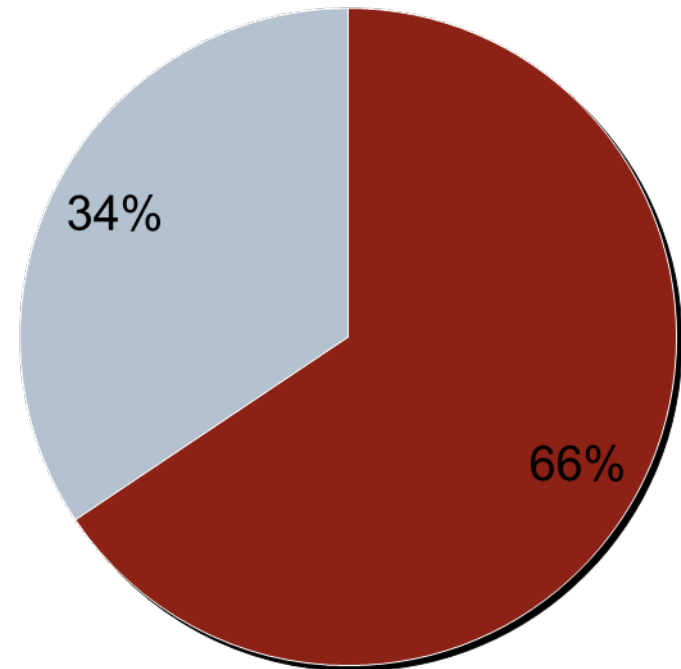
How Many Youth Have Experienced Homelessness?

**Homelessness since last interview
(In-Care)**



■ Never Homeless
■ Ever Homeless

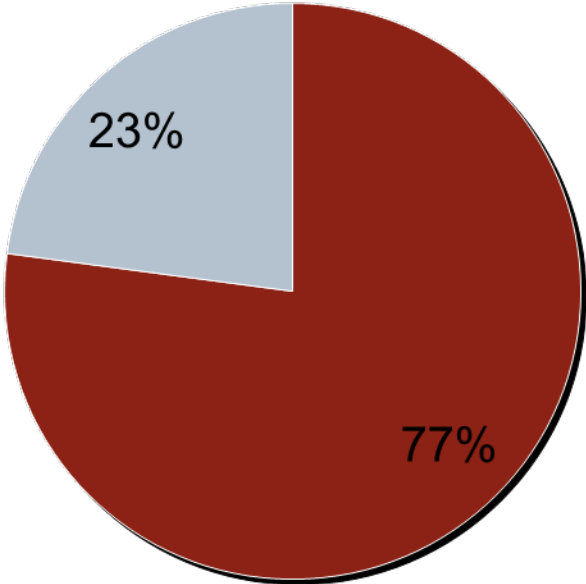
**Homelessness since last interview
(Out-of-Care)**



■ Never Homeless
■ Ever Homeless

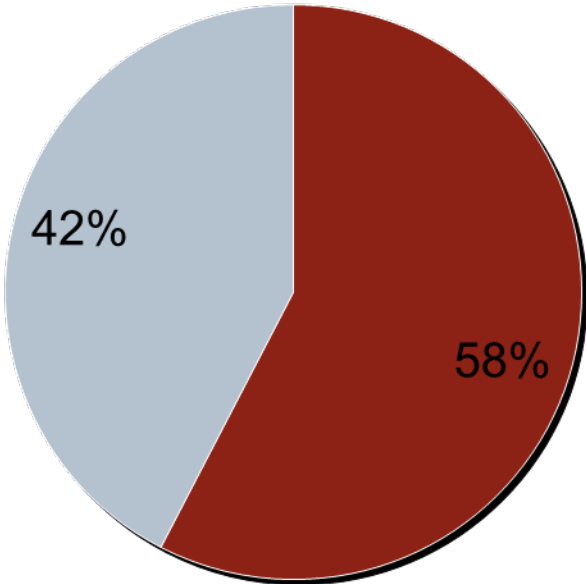
How Many Youth Have Couch-Surfed?

**Couch-surfed since last interview
(In-Care)**



- Never Couch-surfed
- Couch-surfed

**Couch-surfed since last interview
(Out-of-Care)**



- Never Couch-surfed
- Couch-surfed

Summary

- Youth in-care and out-of-care are living in different settings
 - The majority of youth in-care are living in SILPS, the home of a relative, or THP+FC
 - The majority of youth out-of-care are living in the home of a birth parent, in the home of another relative, or in their own place
- The vast majority of youth are living with others
- Youth were more likely to feel “not prepared” in the area of housing than in any other area
- Youth out-of-care are more likely than youth in-care to experience an episode of homelessness or couch-surfing